


Pneumatische Greifer für


Achsschenkel

max. 20 kg



Abgasanlagen


max. 20 kg



max. 150 kg




max. 190 kg




Achsen

max. 15 kg




max. 20 kg



max. 15 kg


Batterie

Traglast max. 22kg




Cockpit

max. 50 kg



Frontend

max. 80 kg




max. 50 kg




Getriebe

max. 40 kg




max. 50 kg




Getriebe

max. 20 kg




max. 70 kg




Kurbelwelle

max. 50 kg



Rad

max. 50 kg




max. 20 kg




Sandkerne

max. 50 kg




max. 70 kg



Sitzbank / Sitz

max. 65 kg



max. 30 kg



Spulen


max. 100kg



max. 280kg




max. 180kg




Telegabel

max. 30kg



max. 30kg



Zylinderkopfgehäuse

max. 70 kg



max. 15 kg

